

# The Year in Review: 2009 U.S. Containerized Import Ports Report



## Summary of Port Review 2009

	2009 TEU	2008 TEU	TEU Change	2009 Value <sup>2</sup>	2008 Value	# of Bills of Lading
<a href="#">#1 - Los Angeles, CA</a>	3,791,071	4,443,987	-14.69%	\$154,746,362,553	\$210,537,839,892	1,751,151
<a href="#">#2 - Long Beach, CA</a>	2,932,514	3,567,627	-17.80%	\$43,894,205,530	\$59,956,631,169	1,321,361
<a href="#">#3 - Seattle, WA</a>	1,598,069	1,475,757	8.29%	\$23,349,813,270	\$30,212,317,613	627,642
<a href="#">#4 - Newark, NJ</a>	1,562,014	1,838,854	-15.06%	\$89,174,557,061	\$127,482,879,523	761,463
<a href="#">#5 - Houston, TX</a>	1,130,941	1,083,606	4.37%	\$43,894,205,530	\$78,985,305,249	295,593
<a href="#">#6 - Savannah, GA</a>	1,096,042	1,238,987	-11.54%	\$25,331,799,328	\$36,347,852,793	384,083
<a href="#">#7 - New York, NY</a>	876,386	922,432	-4.99%	\$13,940,344,874	\$18,251,093,472	711,977
<a href="#">#8 - Tacoma, WA</a>	784,255	1,071,426	-26.80%	\$17,729,261,408	\$27,108,371,089	361,435
<a href="#">#9 - Oakland, CA</a>	755,791	820,821	-7.92%	\$19,135,366,557	\$26,363,443,422	327,510
<a href="#">#10 - Norfolk, VA</a>	720,603	838,572	-14.07%	\$21,969,403,370	\$30,032,508,566	301,875
<a href="#">#11 - Charleston, SC</a>	642,950	910,446	-29.38%	\$26,240,136,401	\$40,114,785,623	295,331
<a href="#">#12 - Miami, FL</a>	488,167	521,442	-6.38%	\$8,732,620,156	\$11,279,841,117	197,217
<a href="#">#13 - Port Everglades, FL</a>	425,252	517,065	-17.76%	\$6,181,387,514	\$10,577,655,034	131,983
<a href="#">#14 - San Juan, PR</a>	372,584	354,422	5.12%	\$4,340,205,840	\$5,373,075,833	135,045
<a href="#">#15 - Baltimore, MD</a>	238,808	270,368	-11.67%	\$17,537,663,972	\$29,279,430,745	116,779
<a href="#">#16 - Honolulu, HI</a>	162,798	79,137	105.72%	\$2,876,950,632	\$5,572,734,056	61,754
<a href="#">#17 - Philadelphia, PA</a>	158,060	213,571	-25.99%	\$22,196,842,481	\$42,605,180,758	80,211
<a href="#">#18 - New Orleans, LA</a>	154,603	158,369	-2.38%	\$36,224,124,178	\$49,557,679,038	35,694
<a href="#">#19 - Wilmington, DE</a>	140,404	145,985	-3.82%	\$3,316,451,493	\$6,663,684,147	13,001
<a href="#">#20 - Jacksonville, FL</a>	128,755	105,755	21.75%	\$6,520,332,630	\$11,835,928,679	32,234
<a href="#">#21 - West Palm Beach, FL</a>	110,322	127,910	-13.75%	\$447,936,884	\$706,465,967	32,090
<a href="#">#22 - Gulfport, MS</a>	104,389	114,646	-8.95%	\$1,219,719,537	\$1,598,778,710	14,408
<a href="#">#23 - Wilmington, NC</a>	101,383	91,408	10.91%	\$3,470,102,873	\$3,418,211,920	41,062
<a href="#">#24 - Portland, OR</a>	97,035	141,550	-31.45%	\$6,658,998,089	\$12,049,127,478	39,031
<a href="#">#25 - Boston, MA</a>	89,988	96,249	-6.50%	\$6,361,773,931	\$9,783,334,766	51,149
<a href="#">#26 - Mobile, AL</a>	57,042	47,485	20.13%	\$4,926,110,889	\$8,827,269,794	14,598
<a href="#">#27 - San Diego, CA</a>	48,132	46,409	3.71%	\$3,748,394,404	\$7,122,132,513	20,022
<a href="#">#28 - Chester, PA</a>	39,816	58,717	-32.19%	\$4,962,924,866	\$9,500,265,810	17,822
<a href="#">#29 - Freeport, TX</a>	36,652	33,178	10.47%	\$6,909,087,052	\$13,830,659,574	6,539
<a href="#">#30 - Tampa, FL</a>	24,807	23,273	6.59%	\$1,252,068,404	\$2,729,212,821	11,789
<a href="#">#31 - Everett, WA</a>	21,843	20,490	6.60%	\$1,207,587,244	\$1,004,916,288	6,356
<a href="#">#32 - Panama City, FL</a>	20,729	25,522	-18.78%	\$1,401,859,719	\$2,818,829,424	11,288
<a href="#">#33 - Port Hueneme, CA</a>	15,900	17,012	-6.54%	\$3,079,694,487	\$5,510,330,397	6,572
<a href="#">#34 - Port Manatee, FL</a>	13,615	4,699	189.76%	\$377,822,165	\$682,268,148	3,684
<a href="#">#35 - Fernandina Beach, FL</a>	11,398	13,450	-15.26%	\$5,094,803	\$21,558,446	421
<a href="#">#36 - Fort Pierce, FL</a>	8,156	6,146	32.72%	\$4,711,364	\$20,845,098	837
<a href="#">#37 - Mayaguez, PR</a>	6,110	10,434	-41.44%	\$141,538,642	\$377,908,066	3,469
<a href="#">#38 - Galveston, TX</a>	6,013	6,070	-0.93%	\$2,406,689,077	\$4,038,705,845	8,233
<a href="#">#39 - Richmond-Petersburg, VA</a>	5,110	23,836	-78.56%	\$232,701,934	\$1,189,713,312	1,815
<a href="#">#40 - Anchorage, AK</a>	3,623	3,345	8.30%	\$23,923,152,520	\$32,135,746,403	1,958
<a href="#">#41 - Lake Charles, LA</a>	2,785	4,051	-31.24%	\$8,186,661,404	\$12,762,478,582	1,871
<a href="#">#42 - Chicago, IL</a>	2,383	1,783	33.64%	\$70,919,214,718	\$92,698,146,118	3,753
<a href="#">#43 - Longview, WA</a>	2,122	973	118.23%	\$573,706,463	\$595,509,920	1,403
<a href="#">#44 - Portsmouth, NH</a>	738	247	198.58%	\$474,021,429	\$834,785,714	525
<a href="#">#45 - Vancouver, WA</a>	736	612	20.13%	\$1,267,406,253	\$1,351,765,684	2,121
<a href="#">#46 - Gramercy, LA</a>	721	961	-24.97%	\$5,836,225,792	\$15,482,342,816	1,238
<a href="#">#47 - Port Townsend, WA</a>	577	55	944.80%	\$851,552,909	\$1,878,201,655	72
<a href="#">#48 - Corpus Christie, TX</a>	567	539	5.19%	\$13,193,112,174	\$24,721,087,868	1,306
<a href="#">#49 - Beaumont, TX</a>	456	589	-22.58%	\$8,873,902,786	\$18,491,498,719	672
<a href="#">#50 - Newport News, VA</a>	407	12,886	-96.84%	\$1,623,022,894	\$3,443,407,382	1,475

<sup>2</sup> This number represents the currently available Census trade data, January through November of 2009.



### #3 - Seattle, WA

2009 TEU	2008 TEU	TEU Change	2009 Value <sup>2</sup>	2008 Value	# of Bills of Lading
1,598,069	1,475,757	8.3%	\$23,349,813,270	\$30,212,317,613	627,642



#### Top Five Products by Containerized Value

Rank	Products (HTS Code)	Value	Weight (Kg)
1	950490 - Game Machines Except Coin- Or Token-operated; Games Played On Boards; Mah-jong And Dominoes...	\$196,459,724	3,702,026
2	950410 - Video Games Of A Kind Used With A Television Receiver, And Parts And Accessories Thereof	\$148,162,722	3,126,308
3	852871 - Reception Apparatus For Television, Not Designed To Incorporate A Video Display Or Screen	\$92,613,386	3,547,993
4	950300 - Tricycles, Scooters, Pedal Cars And Similar Wheeled Toys; Dolls' Carriages; Dolls; Other To...	\$89,977,014	10,851,085
5	880330 - Parts Of Airplanes Or Helicopters, Nesol	\$77,482,151	373,937

#### Five Key Importers

1. Wal Mart Canada
2. Canadian Tire
3. Weyerhaeuser
4. Samsung
5. Dollarama

#### Top Carrier Partners

1. COSU - China Ocean Shipping Company
2. HLCU - Hapag Lloyd
3. APLU - Apl Co Pte Group
4. HJSC - Hanjin Shipping Company
5. OOLU - Orient Overseas Container Line

### #4 - Newark, NJ

2009 TEU	2008 TEU	TEU Change	2009 Value <sup>2</sup>	2008 Value	# of Bills of Lading
1,562,014	1,838,854	-15.1%	\$89,174,557,061	\$127,482,879,523	761,463



#### Top Five Products by Containerized Value

Rank	Products (HTS Code)	Value	Weight (Kg)
1	300490 - Medicaments, In Measured Doses, Etc. (excluding Vaccines, Etc., Coated Bandages Etc. And Ph...	\$2,793,965,499	17,458,063
2	220421 - Wine Of Fresh Grapes (other Than Sparkling Wine) And Grape Must With Fermentation Prevented...	\$1,116,235,473	374,158,686
3	611020 - Sweaters, Fullovers, Sweatshirts, Vests And Similar Articles Of Cotton, Knitted Or Crochete...	\$769,221,622	59,456,613
4	620462 - Women's Or Girls' Trousers, Bib And Brace Overalls, Breeches And Shorts Of Cotton, Not Knit...	\$694,047,566	59,140,548
5	040690 - Cheese, Nesol, Including Cheddar And Colby	\$628,805,341	94,774,222

#### Five Key Importers

1. Heineken
2. IKEA
3. Conair
4. Dole
5. Nestle Waters

#### Top Carrier Partners

1. MAEU - Maersk Line
2. MSCU - Msc Mediterranean Shipping Company
3. EGLV - Evergreen Line
4. HLCU - Hapag Lloyd
5. OOLU - Orient Overseas Container Line

## #5 - Houston, TX

2009 TEU	2008 TEU	TEU Change	2009 Value <sup>2</sup>	2008 Value	# of Bills of Lading
1,130,941	1,083,606	4.4%	\$43,894,205,530	\$78,985,305,249	295,593



### Top Five Products by Containerized Value

Rank	Products (HTS Code)	Value	Weight (Kg)
1	950300 - Tricycles, Scooters, Pedal Cars And Similar Wheeled Toys; Dolls' Carriages; Dolls; Other To...	\$343,610,395	40,117,977
2	330210 - Mixtures Of Odoriferous Substances And Mixtures (Including Alcoholic Solutions) With A Besi...	\$313,049,532	5,438,160
3	980100 - Imports Of Articles Exported And Returned, Not Advanced In Value Or Condition; Imports Of A...	\$244,840,294	27,527,611
4	843143 - Parts For Boring Or Sinking Machinery, Nesi	\$210,521,306	24,107,714
5	090111 - Coffee, Not Roasted, Not Decaffeinated	\$198,026,591	81,122,365

### Five Key Importers

1. Gmodelo Europa
2. M&G Polimeros Brasil
3. Heineken
4. Sintex Minerals
5. Red Bull

### Top Carrier Partners

1. MSCU - Msc Mediterranean Shipping Company
2. HLCU - Hapag Lloyd
3. CMDU - Compagnie Maritime Daffretement
4. MAEU - Maersk Line
5. SUDU - Hamburg Sued

## #6 - Savannah, GA

2009 TEU	2008 TEU	TEU Change	2009 Value <sup>2</sup>	2008 Value	# of Bills of Lading
1,096,042	1,238,987	-11.5%	\$25,331,799,328	\$36,347,852,793	384,083



### Top Five Products by Containerized Value

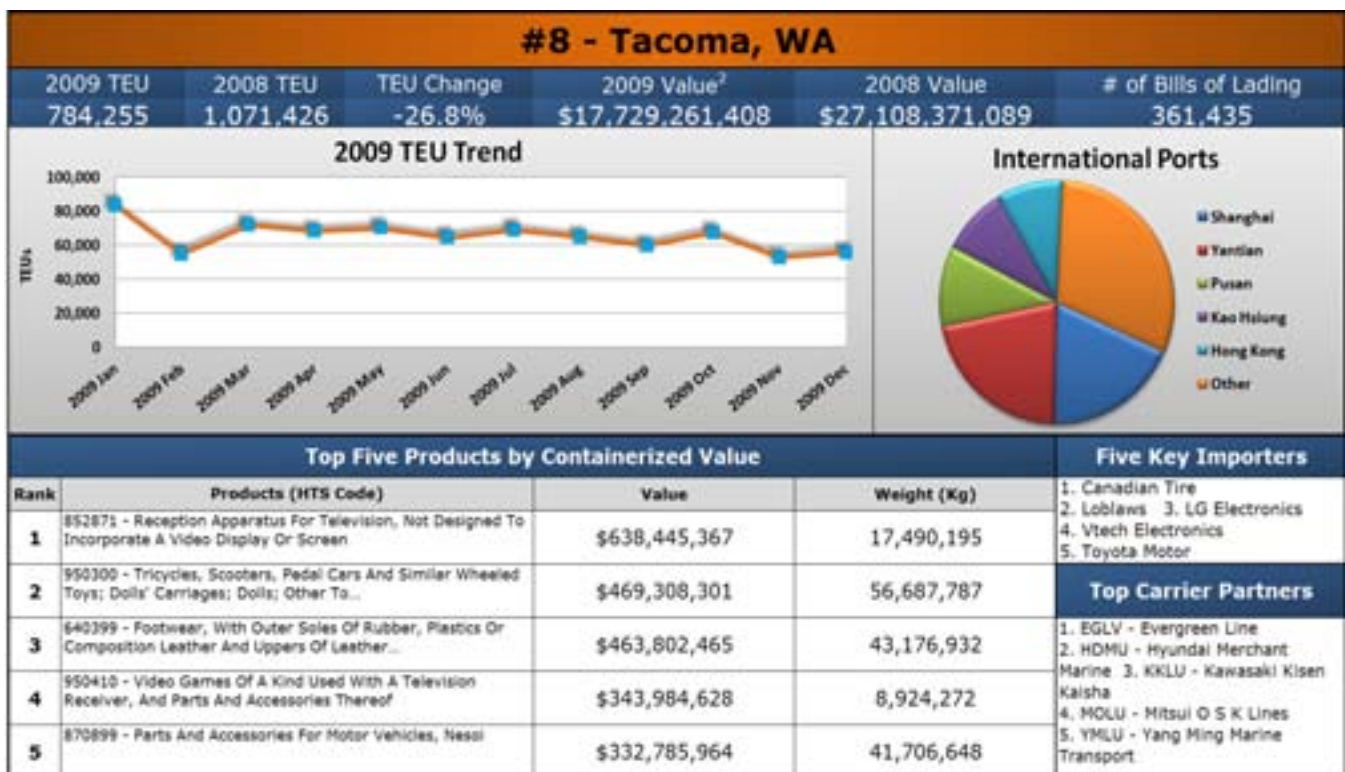
Rank	Products (HTS Code)	Value	Weight (Kg)
1	950300 - Tricycles, Scooters, Pedal Cars And Similar Wheeled Toys; Dolls' Carriages; Dolls; Other To...	\$723,964,052	95,909,144
2	611020 - Sweaters, Pullovers, Sweatshirts, Vests And Similar Articles Of Cotton, Knitted Or Crochete...	\$456,183,712	33,889,718
3	401110 - New Pneumatic Tires, Of Rubber, Of A Kind Used On Motor Cars (Including Station Wagons And ...	\$298,217,878	82,056,189
4	940360 - Wooden Furniture, Nesi	\$250,198,090	110,178,156
5	901920 - Ozone Therapy, Oxygen Therapy, Aerosol Therapy, Artificial Respiration Or Other Therapeutic ...	\$245,174,076	3,066,107

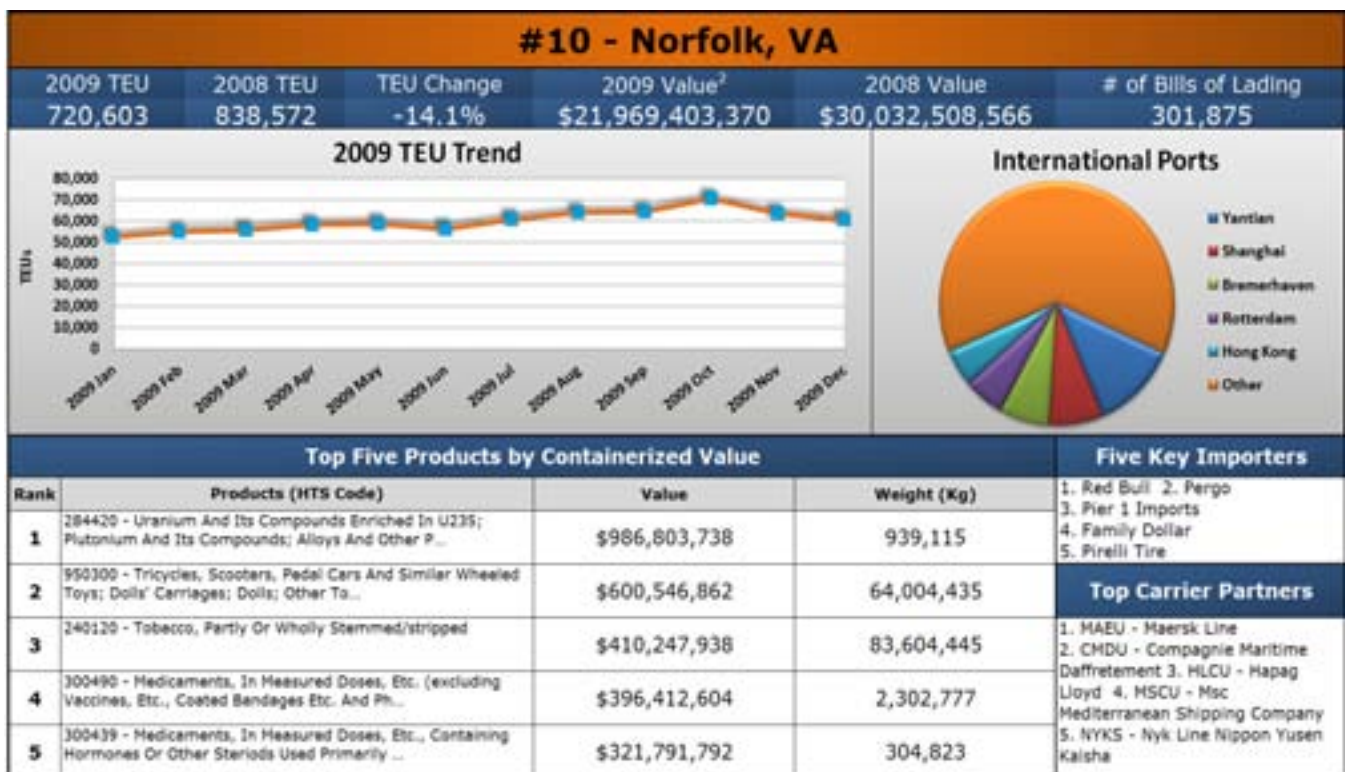
### Five Key Importers

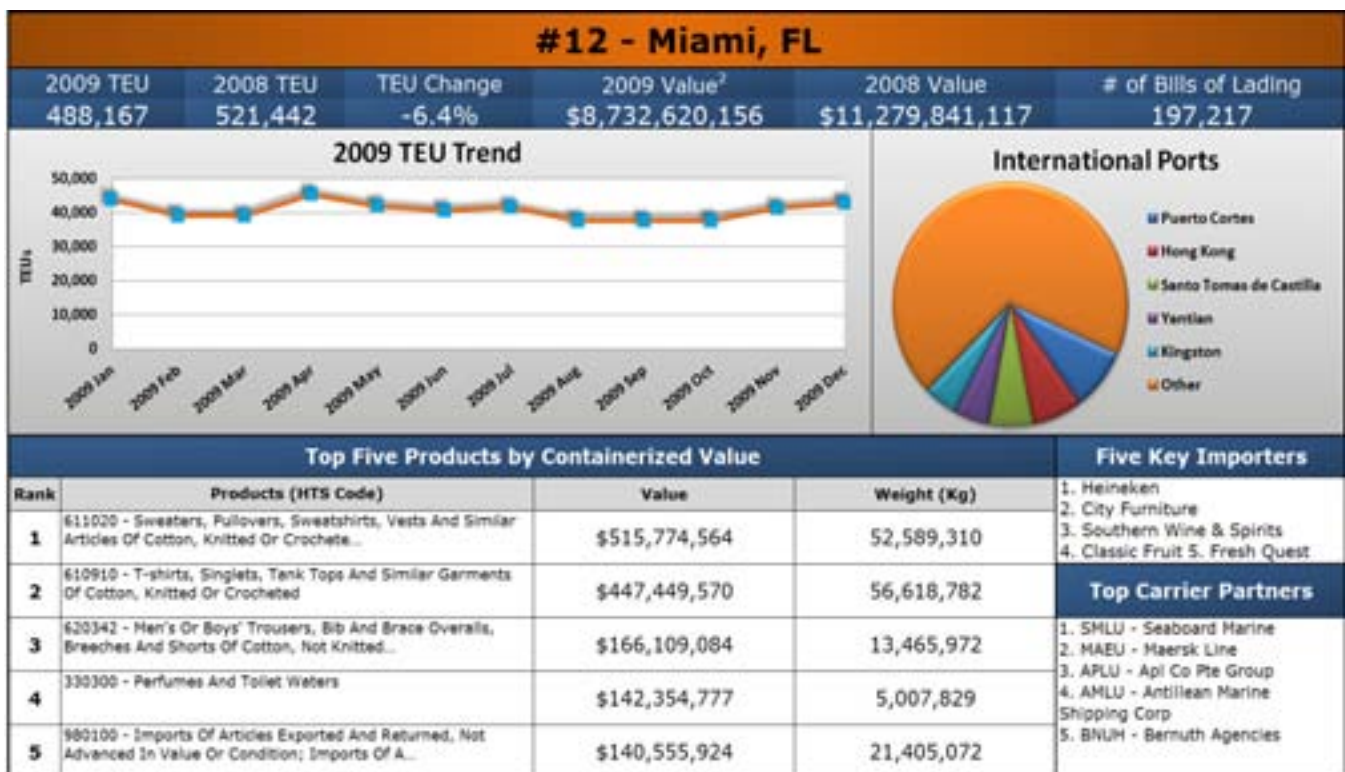
1. IKEA
2. Rooms To Go
3. Hankook Tire
4. Heineken
5. Dole

### Top Carrier Partners

1. MAEU - Maersk Line
2. HLCU - Hapag Lloyd
3. ZIHU - Zim Israel Navigation
4. CMDU - Compagnie Maritime Daffretement
5. NYKS - Nyk Line Nippon Yusen Kaisha



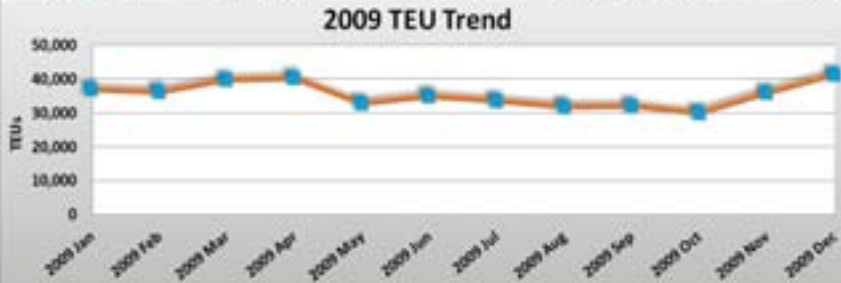






### #13 - Port Everglades, FL

2009 TEU	2008 TEU	TEU Change	2009 Value <sup>2</sup>	2008 Value	# of Bills of Lading
425,252	517,065	-17.8%	\$6,181,387,514	\$10,577,655,034	131,983



#### Top Five Products by Containerized Value

Rank	Products (HTS Code)	Value	Weight (Kg)
1	901890 - Instruments And Appliances For Medical, Surgical Or Veterinary Sciences, Nesol, And Parts A...	\$435,844,665	28,443,210
2	610910 - T-shirts, Singlets, Tank Tops And Similar Garments Of Cotton, Knitted Or Crocheted	\$292,433,460	41,992,929
3	611020 - Sweaters, Pullovers, Sweatshirts, Vests And Similar Articles Of Cotton, Knitted Or Crochete...	\$284,643,206	41,572,762
4	980100 - Imports Of Articles Exported And Returned, Not Advanced In Value Or Condition; Imports Of A...	\$135,271,413	24,778,841
5	240210 - Cigars, Cheroots And Cigarillos, Containing Tobacco	\$133,845,368	5,404,732

#### Five Key Importers

1. The Sol Group
2. Chiquita
3. Ayco Farms
4. Central American Produce
5. Dole

#### Top Carrier Partners

1. CLAM - Crowley Latin America Services
2. MSCU - Msc Mediterranean Shipping Company
3. KOSL - King Ocean Services
4. SEFN - Seafreight Line
5. HLCU - Hapag Lloyd

### #14 - San Juan, PR

2009 TEU	2008 TEU	TEU Change	2009 Value <sup>2</sup>	2008 Value	# of Bills of Lading
372,584	354,422	5.1%	\$4,340,205,840	\$5,373,075,833	135,045



#### Top Five Products by Containerized Value

Rank	Products (HTS Code)	Value	Weight (Kg)
1	330210 - Mixtures Of Odoriferous Substances And Mixtures (Including Alcoholic Solutions) With A Basi...	\$145,785,589	1,493,477
2	901890 - Instruments And Appliances For Medical, Surgical Or Veterinary Sciences, Nesol, And Parts A...	\$140,882,096	3,368,281
3	300490 - Medicaments, In Measured Doses, Etc. (excluding Vaccines, Etc., Coated Bandages Etc. And Ph...	\$76,620,485	759,243
4	220300 - Beer Made From Malt	\$60,948,973	66,706,502
5	294150 - Erythromycin And Its Derivatives; Salts Thereof	\$57,232,353	453,971

#### Five Key Importers

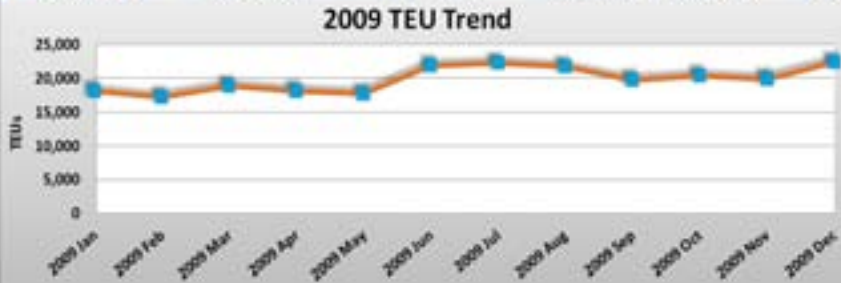
1. Dole
2. Mendez & Co
3. Colgate Palmolive
4. Kimberly Clark
5. Cervecería

#### Top Carrier Partners

1. EGLV - Evergreen Line
2. MAEU - Maersk Line
3. HLCU - Hapag Lloyd
4. DOLQ - Dole Ocean Cargo Express
5. CMDU - Compagnie Maritime Daffretament

### #15 - Baltimore, MD

2009 TEU	2008 TEU	TEU Change	2009 Value <sup>2</sup>	2008 Value	# of Bills of Lading
238,808	270,368	-11.7%	\$17,537,663,972	\$29,279,430,745	116,779



#### Top Five Products by Containerized Value

Rank	Products (HTS Code)	Value	Weight (Kg)
1	284420 - Uranium And Its Compounds Enriched In U235; Plutonium And Its Compounds; Alloys And Other P...	\$1,540,503,110	2,077,133
2	790210 - Nickel, Not Alloyed, Unwrought	\$580,646,963	38,846,262
3	870324 - Passenger Motor Vehicles With Spark-ignition Internal Combustion Reciprocating Piston Engin...	\$348,765,804	13,234,999
4	800110 - Tin, Not Alloyed, Unwrought	\$270,184,925	23,259,183
5	261210 - Uranium Ores And Concentrates	\$203,425,534	2,106,825

#### Five Key Importers

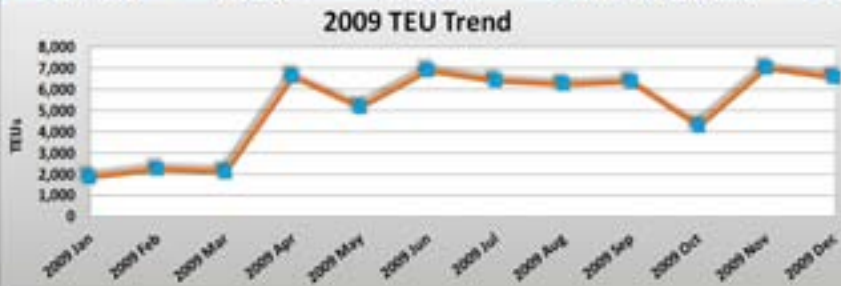
1. Arauco Wood Products
2. Ikea Distribution
3. Cmpc
4. Pier 1 Imports
5. Michelin

#### Top Carrier Partners

1. MSCU - Msc Mediterranean Shipping Company
2. EGLV - Evergreen Line
3. ACLU - Atlantic Container Line
4. HLCU - Hapag Lloyd
5. CHEW - Compania Sud Americana De Vapores

### #16 - Honolulu, HI

2009 TEU	2008 TEU	TEU Change	2009 Value <sup>2</sup>	2008 Value	# of Bills of Lading
162,798	79,137	105.7%	\$2,876,950,632	\$5,572,734,056	61,754



#### Top Five Products by Containerized Value

Rank	Products (HTS Code)	Value	Weight (Kg)
1	020230 - Meat Of Bovine Animals, Boneless, Frozen	\$11,017,978	4,118,447
2	220300 - Beer Made From Malt	\$9,638,014	14,043,947
3	940340 - Wooden Furniture (except Seats) Of A Kind Used In The Kitchen	\$9,077,668	2,880,688
4	940360 - Wooden Furniture, Nesol	\$8,461,759	1,847,593
5	270119 - Coal, Other Than Anthracite Or Bituminous, Whether Or Not Pulverized, But Not Agglomerated	\$7,123,314	156,154,000

#### Five Key Importers

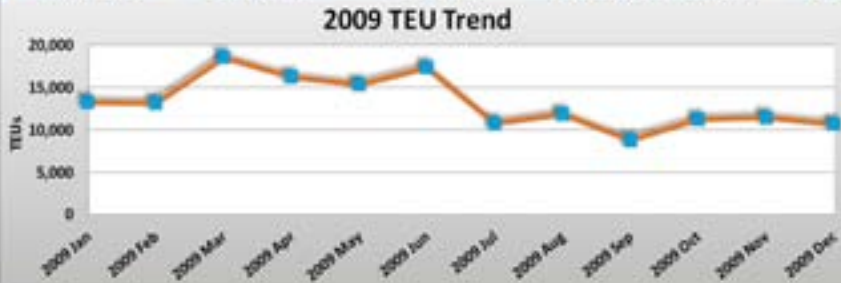
1. Matsuda Motors
2. Crown Imports
3. Falabella Retail
4. Menehune Water
5. Gerardo Ortiz

#### Top Carrier Partners

1. NYKS - Nyk Line Nippon Yusen Kaisha
2. MAEU - Maersk Line
3. NLLJ - Nyk Logistics Japan
4. MATS - Matson Navigation
5. DMAL - Danmar Lines

### #17 - Philadelphia, PA

2009 TEU	2008 TEU	TEU Change	2009 Value <sup>2</sup>	2008 Value	# of Bills of Lading
158,060	213,571	-26.0%	\$22,196,842,481	\$42,605,180,758	80,211



#### Top Five Products by Containerized Value

Rank	Products (HTS Code)	Value	Weight (Kg)
1	020230 - Meat Of Bovine Animals, Boneless, Frozen	\$514,450,690	196,718,205
2	180100 - Cocoa Beans, Whole Or Broken, Raw Or Roasted	\$159,138,820	65,215,048
3	040490 - Products Consisting Of Natural Milk Constituents, Whether Or Not Sweetened, Nesoi	\$151,634,027	35,882,522
4	300490 - Medicaments, In Measured Doses, Etc. (excluding Vaccines, Etc., Coated Bandages Etc. And Ph...	\$118,416,283	885,481
5	080610 - Grapes, Fresh	\$111,655,719	83,909,000

#### Five Key Importers

1. David Oppenheimer
2. Fiji Water
3. Swift Australia
4. Amazon Produce Network
5. Manildra Milling

#### Top Carrier Partners

1. SUDU - Hamburg Sued
2. MAEU - Maersk Line
3. NQSH - Network Shipping
4. MSCU - Msc Mediterranean Shipping Company
5. CMDU - Compagnie Maritime Daffretament

### #18 - New Orleans, LA

2009 TEU	2008 TEU	TEU Change	2009 Value <sup>2</sup>	2008 Value	# of Bills of Lading
154,603	158,369	-2.4%	\$36,224,124,178	\$49,557,679,038	35,694



#### Top Five Products by Containerized Value

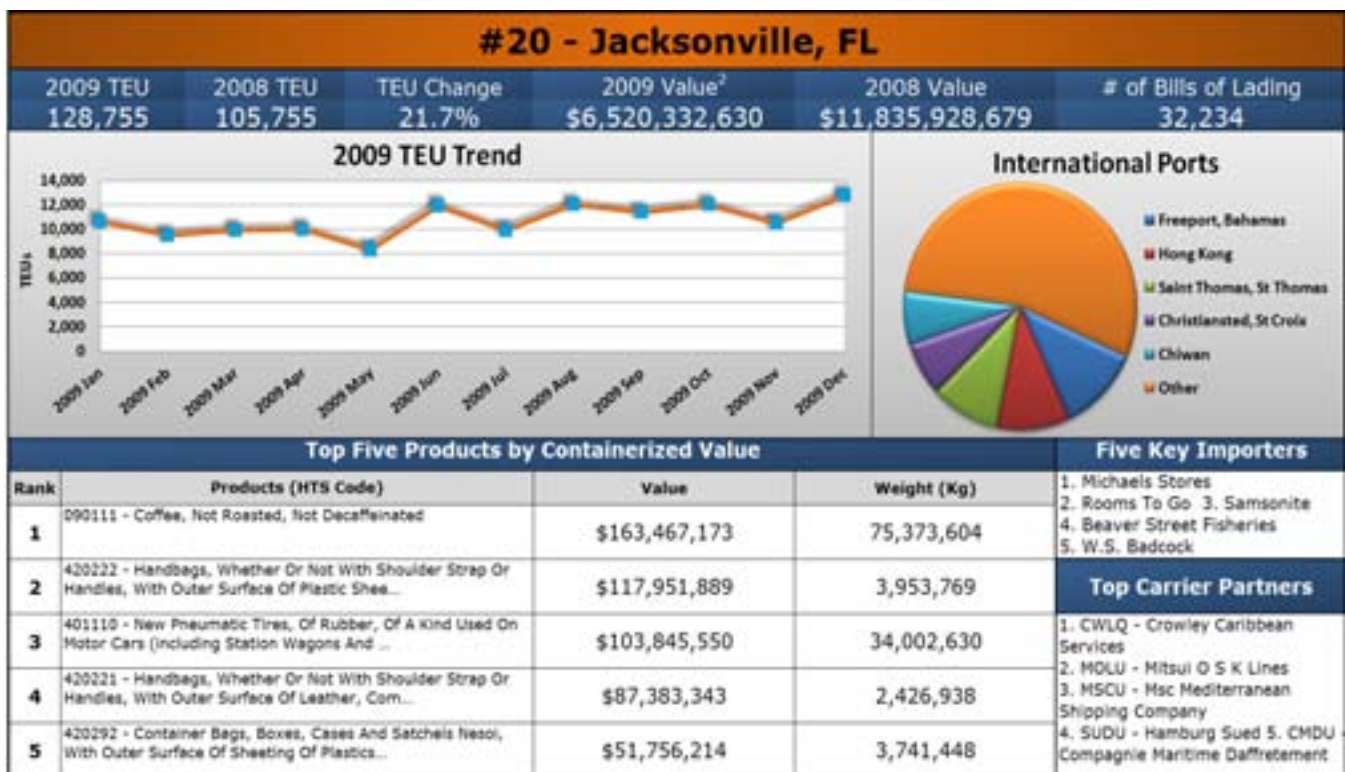
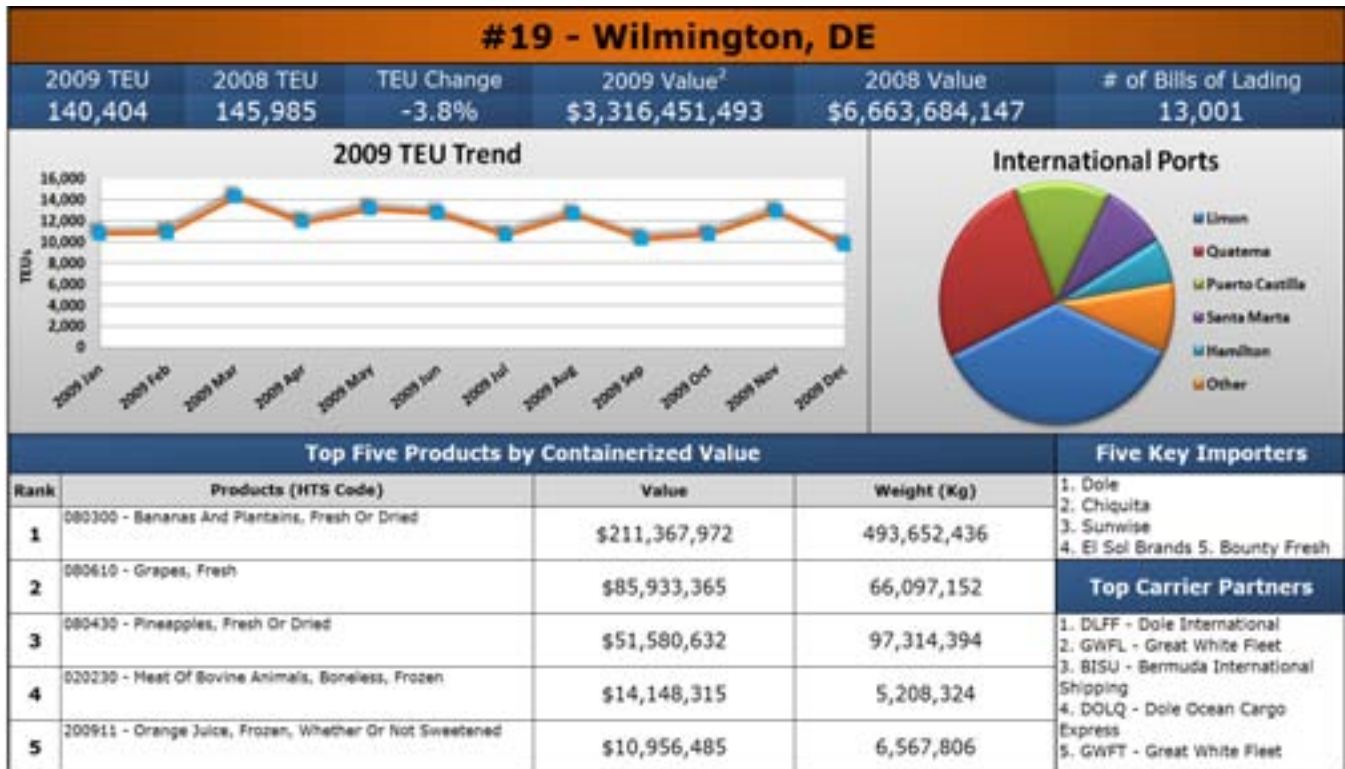
Rank	Products (HTS Code)	Value	Weight (Kg)
1	090111 - Coffee, Not Roasted, Not Decaffeinated	\$564,596,910	240,722,094
2	400122 - Technically Specified Natural Rubber (tinnr) In Primary Forms Or In Plates, Sheets Or Strip	\$112,699,620	70,489,095
3	854430 - Insulated Ignition Wiring Sets And Other Wiring Sets For Vehicles, Aircraft And Ships	\$109,806,699	8,242,634
4	610910 - T-shirts, Singlets, Tank Tops And Similar Garments Of Cotton, Knitted Or Crocheted	\$64,030,124	9,858,609
5	847989 - Machines And Mechanical Appliances Having Individual Functions, Nesoi	\$60,783,613	4,434,159

#### Five Key Importers

1. Folgers
2. Carbo Ceramics
3. Chep International
4. Lear Corp
5. Arauco Wood Products

#### Top Carrier Partners

1. MSCU - Msc Mediterranean Shipping Company
2. HLCU - Hapag Lloyd
3. SMLU - Seaboard Marine
4. MAEU - Maersk Line
5. CLJB - Companhia Libra De Navegacao



### #21 - West Palm Beach, FL

2009 TEU	2008 TEU	TEU Change	2009 Value <sup>2</sup>	2008 Value	# of Bills of Lading
110,322	127,910	-13.8%	\$447,936,884	\$706,465,967	32,090



#### Top Five Products by Containerized Value

Rank	Products (HTS Code)	Value	Weight (Kg)
1	390311 - Polystyrene, Expandable, In Primary Forms	\$66,045,500	35,130,525
2	240210 - Cigars, Cheroots And Cigarillos, Containing Tobacco	\$33,741,490	833,098
3	030611 - Rock Lobster And Other Sea Crawfish (palinurus Spp., Panulirus Spp., Jesus Spp.) Including ...	\$31,145,489	1,223,870
4	620342 - Men's Or Boys' Trousers, Bib And Brace Overalls, Breeches And Shorts Of Cotton, Not Knitted...	\$27,348,054	1,714,870
5	620211 - Women's Or Girls' Overcoats, Raincoats, Carcoats, Capes, Cloaks And Similar Articles Of Woo...	\$19,415,244	543,369

#### Five Key Importers

1. Conrad Fafard	
2. Unicell Paper Mills	
3. Grand Bay Paper Products	
4. Vertis 5. Servicios Industriales	
Top Carrier Partners	
1. TSCW - Tropical Shipping Construction 2. UABS - United Abaco Shipping 3. SAIJ - South American Independent Line 4. MONQ - Monarch Shipping 5. PBSS - Palm Beach Steamship Agency	

### #22 - Gulfport, MS

2009 TEU	2008 TEU	TEU Change	2009 Value <sup>2</sup>	2008 Value	# of Bills of Lading
104,389	114,646	-8.9%	\$1,219,719,537	\$1,598,778,710	14,408



#### Top Five Products by Containerized Value

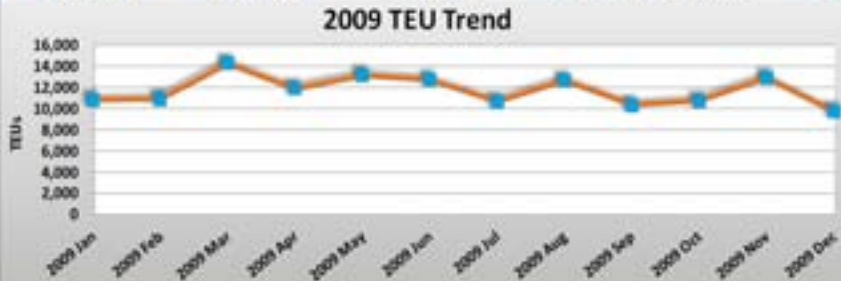
Rank	Products (HTS Code)	Value	Weight (Kg)
1	080300 - Bananas And Plantains, Fresh Or Dried	\$133,084,251	343,961,480
2	610910 - T-shirts, Singlets, Tank Tops And Similar Garments Of Cotton, Knitted Or Crocheted	\$92,022,505	13,430,618
3	611020 - Sweaters, Pullovers, Sweatshirts, Vests And Similar Articles Of Cotton, Knitted Or Crochete...	\$83,949,065	9,866,095
4	611030 - Sweaters, Pullovers, Sweatshirts, Vests And Similar Articles Of Manmade Fibers, Knitted Or ...	\$68,490,349	7,496,611
5	610821 - Women's Or Girls' Briefs And Panties Of Cotton, Knitted Or Crocheted	\$52,894,822	3,708,673

#### Five Key Importers

1. Dole	
2. Chiquita 3. Desoto Mills	
4. Russell	
5. Williamson Dickie	
Top Carrier Partners	
1. DLFF - Dole International 2. GWFL - Great White Fleet 3. CLAM - Crowley Latin America Services 4. CAMN - Crowley Liner Services 5. DOLQ - Dole Ocean Cargo Express	

### #23 - Wilmington, NC

2009 TEU	2008 TEU	TEU Change	2009 Value <sup>2</sup>	2008 Value	# of Bills of Lading
101,383	91,408	10.9%	\$3,470,102,873	\$3,418,211,920	41,062



#### Top Five Products by Containerized Value

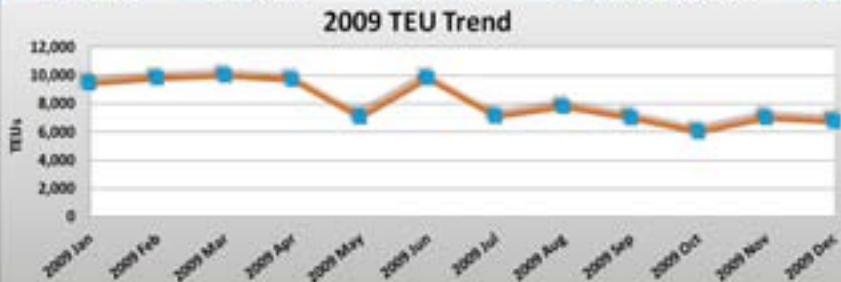
Rank	Products (HTS Code)	Value	Weight (Kg)
1	841451 - Fans, Table, Floor, Wall, Window, Ceiling Or Roof, With Self-contained Electric Motor Of An...	\$59,572,930	15,731,432
2	611020 - Sweaters, Pullovers, Sweatshirts, Vests And Similar Articles Of Cotton, Knitted Or Crochete...	\$53,770,271	11,892,065
3	290243 - Para-xylene (1,4-dimethylbenzene)	\$45,302,944	47,067,490
4	630392 - Curtains (including Drapes), Interior Blinds And Curtain Or Bed Valences Of Synthetic Fiber...	\$43,154,347	7,203,133
5	930630 - Cartridges And Parts Thereof, Nsoi	\$43,151,312	3,662,428

#### Five Key Importers

1. Legacy Classic Furniture
  2. Variety Wholesalers
  3. China Manufacturers Alliance
  4. Hooker Furniture
  5. Excell
- #### Top Carrier Partners
1. HJSC - Hanjin Shipping Company
  2. YMLU - Yang Ming Marine Transport
  3. ILLU - Independent Container Line
  4. KKLK - Kawasaki Kisen Kaisha
  5. MAEU - Maersk Line

### #24 - Portland, OR

2009 TEU	2008 TEU	TEU Change	2009 Value <sup>2</sup>	2008 Value	# of Bills of Lading
97,035	141,550	-31.4%	\$6,658,998,089	\$12,049,127,478	39,031

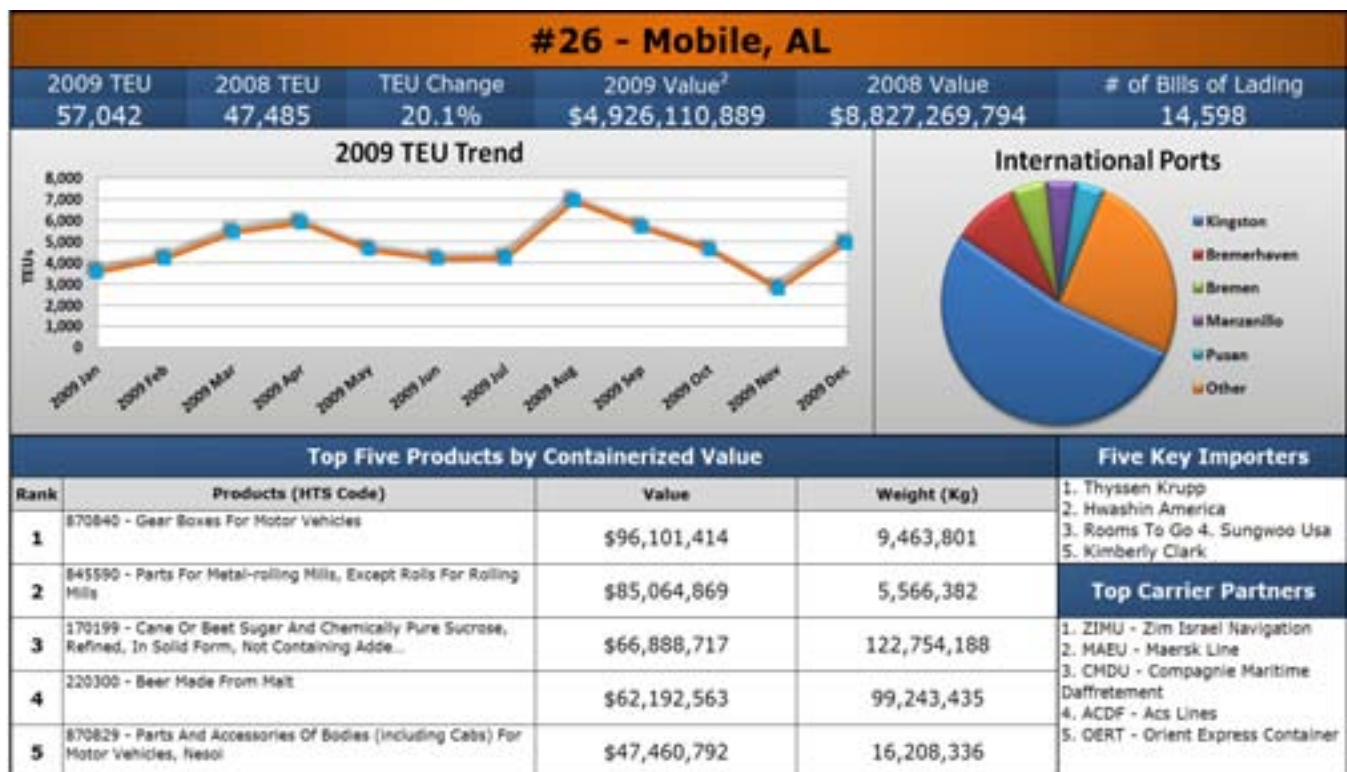
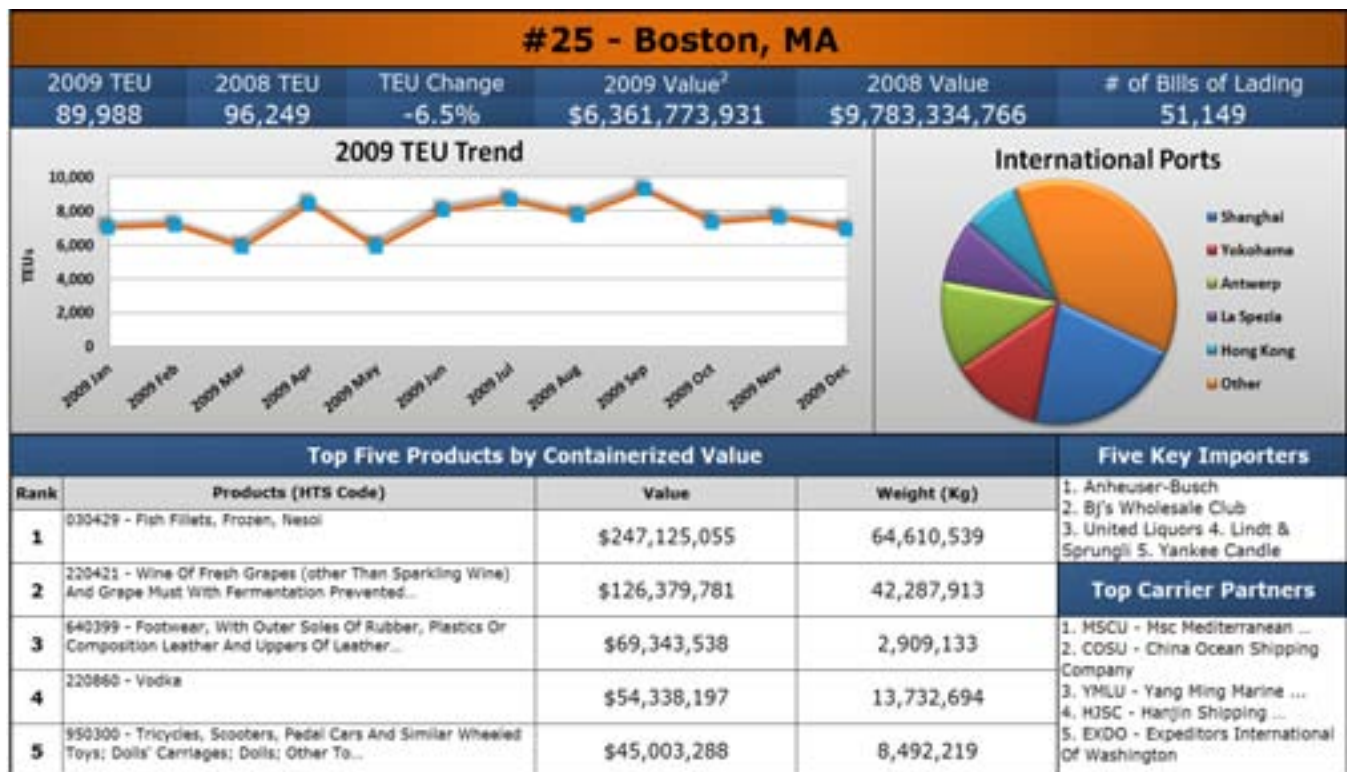


#### Top Five Products by Containerized Value

Rank	Products (HTS Code)	Value	Weight (Kg)
1	870322 - Passenger Motor Vehicles With Spark-ignition Internal Combustion Reciprocating Piston Engin...	\$297,093,960	20,234,660
2	870323 - Passenger Motor Vehicles With Spark-ignition Internal Combustion Reciprocating Piston Engin...	\$218,282,246	15,189,554
3	850231 - Generating Sets, Electric, Wind-powered	\$137,987,825	16,516,466
4	090111 - Coffee, Not Roasted, Not Decaffeinated	\$76,875,490	23,620,371
5	848620 - Machines And Apparatus For The Manufacture Of Semiconductor Devices Or Of Electronic Integr...	\$65,674,818	231,053

#### Five Key Importers

1. Fred Meyer
  2. Arauco Wood Products
  3. Les Schwab Tire
  4. Furniture Connexion
  5. Shelter Forest
- #### Top Carrier Partners
1. HJSC - Hanjin Shipping Company
  2. HLCU - Hapag Lloyd
  3. YMLU - Yang Ming Marine Transport
  4. KKLK - Kawasaki Kisen Kaisha
  5. COSU - China Ocean Shipping Company



## #27 - San Diego, CA

2009 TEU	2008 TEU	TEU Change	2009 Value <sup>2</sup>	2008 Value	# of Bills of Lading
48,132	46,409	3.7%	\$3,748,394,404	\$7,122,132,513	20,022



### Top Five Products by Containerized Value

Rank	Products (HTS Code)	Value	Weight (Kg)
1	870323 - Passenger Motor Vehicles With Spark-ignition Internal Combustion Reciprocating Piston Engin...	\$324,803,608	24,979,619
2	870322 - Passenger Motor Vehicles With Spark-ignition Internal Combustion Reciprocating Piston Engin...	\$314,555,198	22,017,731
3	870324 - Passenger Motor Vehicles With Spark-ignition Internal Combustion Reciprocating Piston Engin...	\$282,816,064	10,427,592
4	080300 - Bananas And Plantains, Fresh Or Dried	\$144,510,015	357,807,560
5	850231 - Generating Sets, Electric, Wind-powered	\$100,729,000	9,371,667

### Five Key Importers

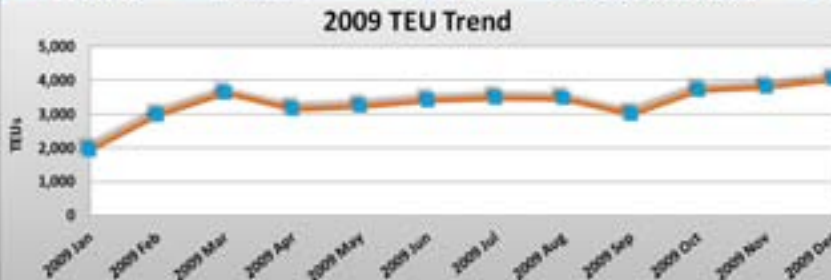
1. Dole
2. Capital Seafood
3. H & N Foods
4. Coast Citrus Distributors
5. Tropic Trade

### Top Carrier Partners

1. DLFF - Dole International
2. DOLQ - Dole Ocean Cargo Express
3. DMAL - Danmar Lines
4. LAVR - Lcl Sweden Ab
5. BTDD - Barthco Transportation Services

## #28 - Chester, PA

2009 TEU	2008 TEU	TEU Change	2009 Value <sup>2</sup>	2008 Value	# of Bills of Lading
39,816	58,717	-32.2%	\$4,962,924,866	\$9,500,265,810	17,822



### Top Five Products by Containerized Value

Rank	Products (HTS Code)	Value	Weight (Kg)
1	842139 - Filtering Or Purifying Machinery And Apparatus For Gases, Nesol	\$81,750,573	5,464,854
2	080300 - Bananas And Plantains, Fresh Or Dried	\$52,633,511	143,934,123
3	210690 - Food Preparations Nesol	\$45,584,468	3,221,856
4	293627 - Vitamin C (ascorbic Acid) And Its Derivatives, Unmixed	\$32,844,508	2,188,251
5	840310 - Central Heating Boilers	\$30,385,835	1,335,330

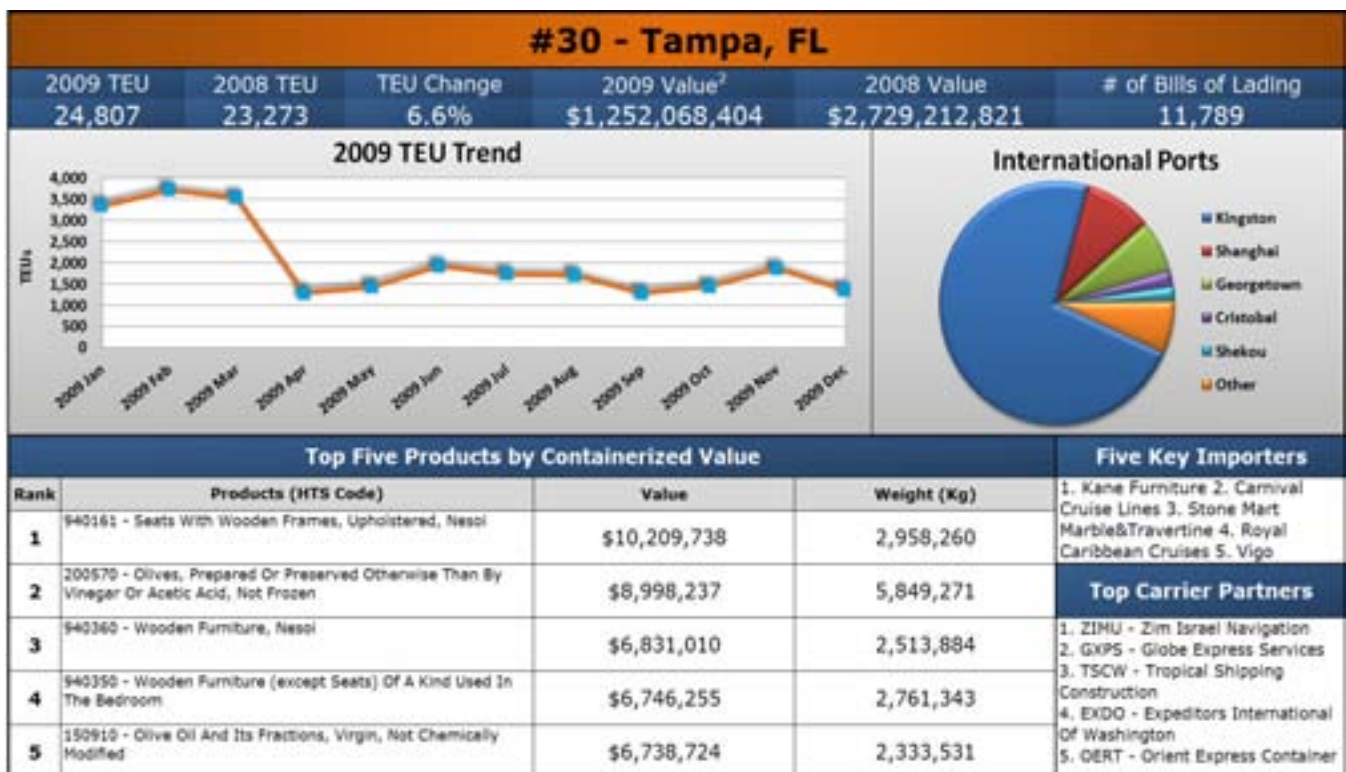
### Five Key Importers

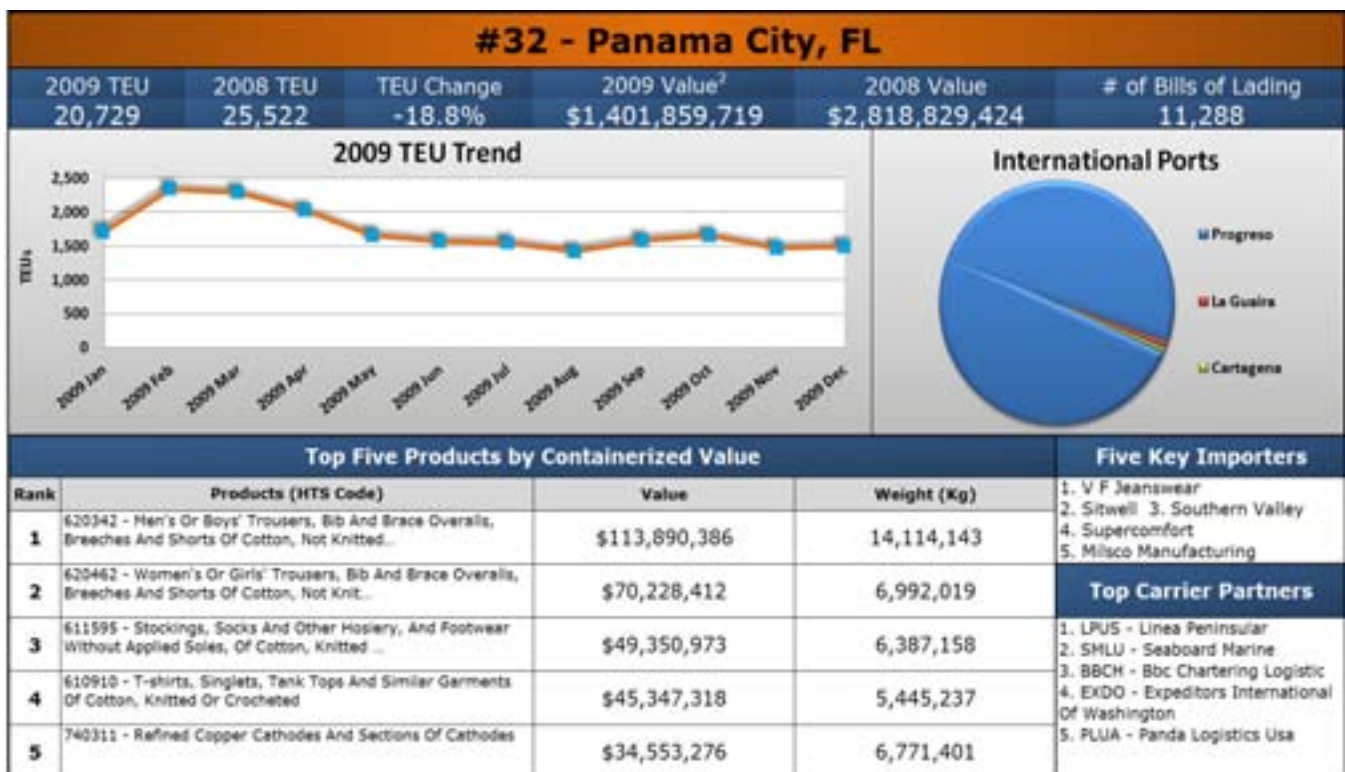
1. Banacol Marketing
2. Chiquita
3. Ciba
4. Bucynus America
5. Pennsylvania Liquor Control

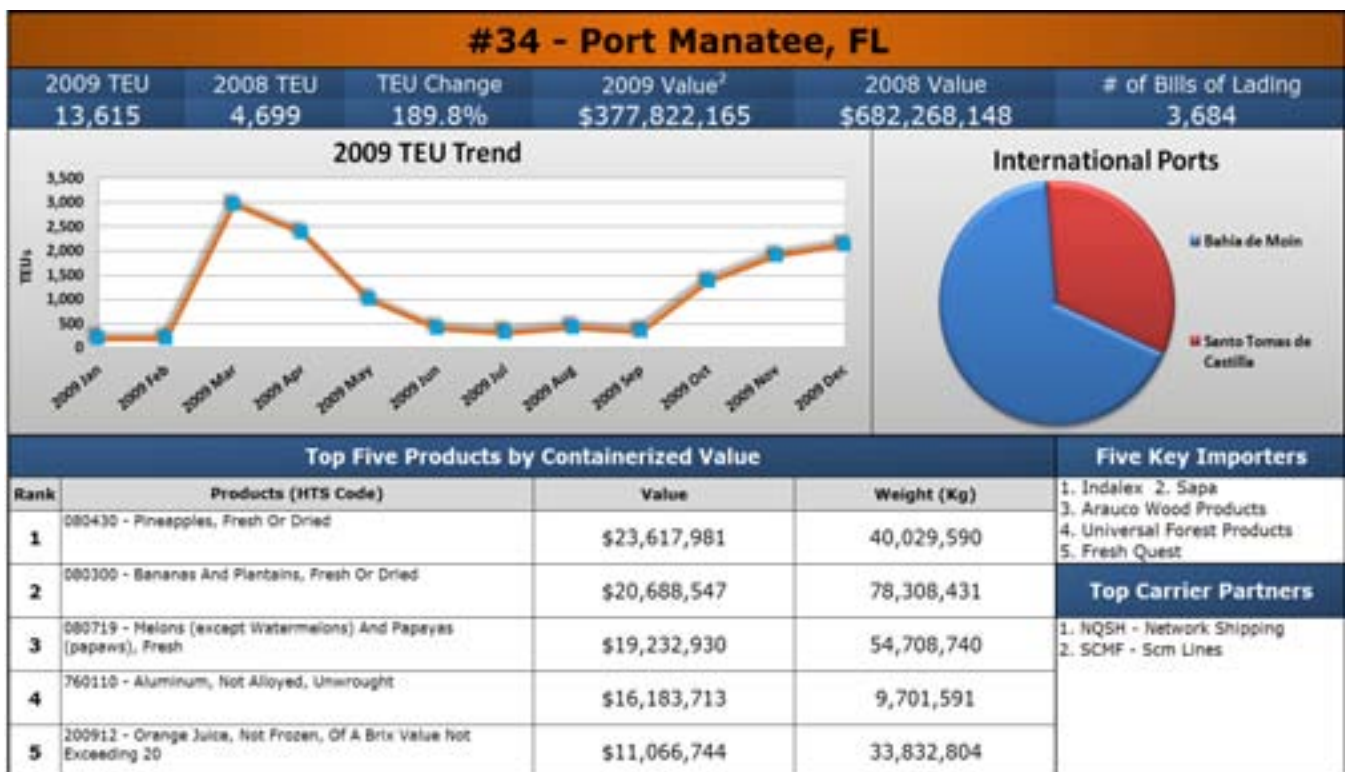
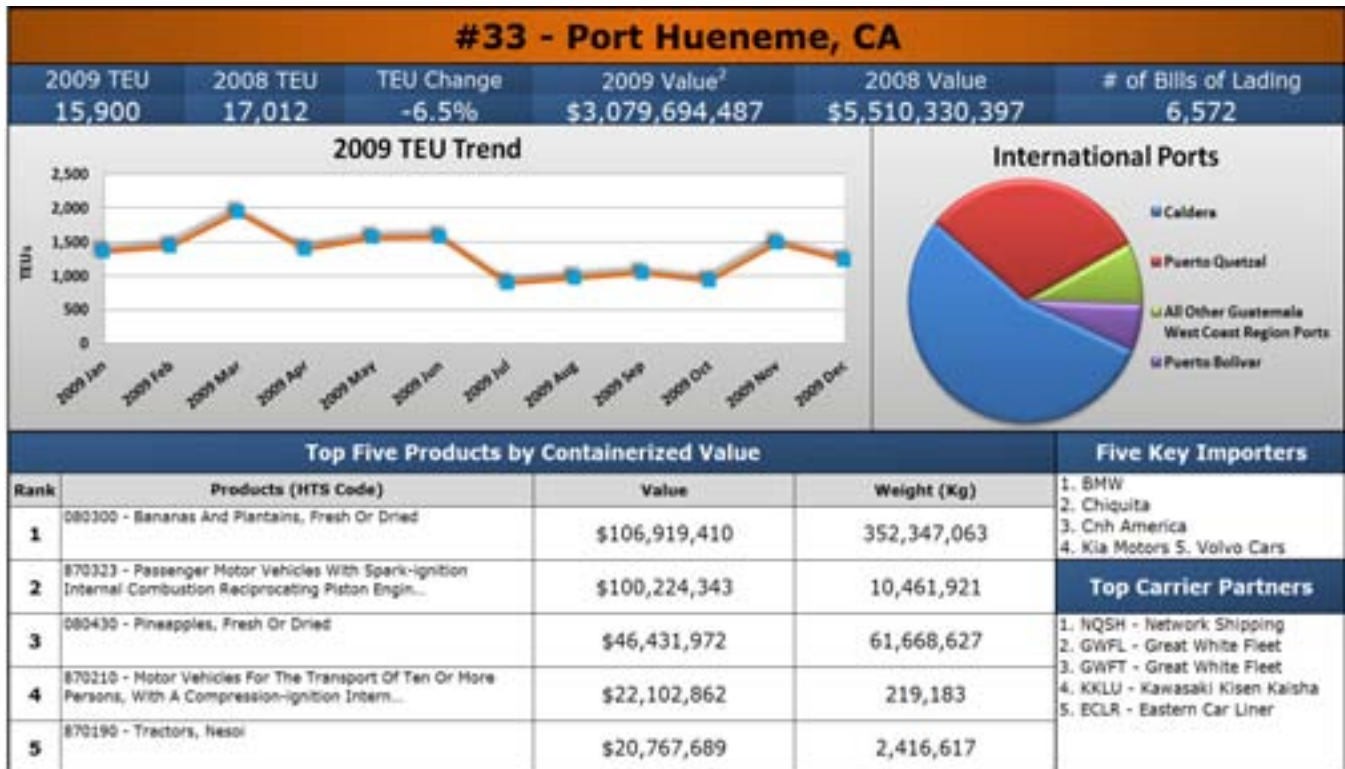
### Top Carrier Partners

1. ILLU - Independent Container Line
2. BAQK - Banacol Marketing
3. GWFT - Great White Fleet
4. EXDO - Expeditors International Of Washington
5. CEVV - Ceva Ocean Line Nivocc



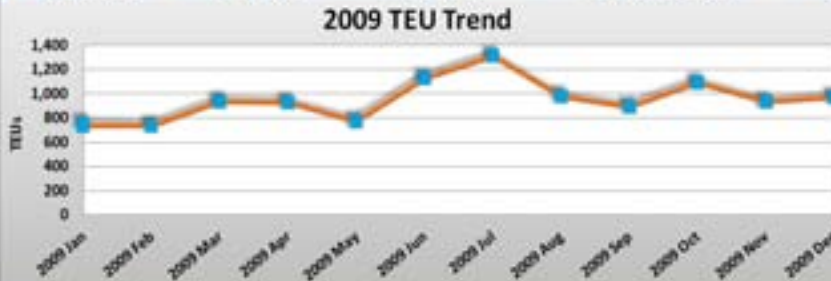






### #35 - Fernandina Beach, FL

2009 TEU	2008 TEU	TEU Change	2009 Value <sup>2</sup>	2008 Value	# of Bills of Lading
11,398	13,450	-15.3%	\$5,094,803	\$21,558,446	421



#### Top Five Products by Containerized Value

Rank	Products (HTS Code)	Value	Weight (Kg)
1	350300 - Gelatin (Including Gelatin In Rectangular Or Square Sheets) And Gelatin Derivatives; 1singl...	\$2,324,717	468,873
2	150420 - Fish Fats And Oils And Their Fractions (Other Than Liver Oils), Whether Or Not Refined, But...	\$728,723	65,662
3	980100 - Imports Of Articles Exported And Returned, Not Advanced In Value Or Condition; Imports Of A...	\$293,685	37,161
4	392043 - Polymers Of Vinyl Chloride Containing By Weight Not Less Than 6 Percent Plasticizers	\$208,282	93,026
5	252321 - White Portland Cement, Whether Or Not Artificially Colored	\$191,202	1,421,847

#### Five Key Importers

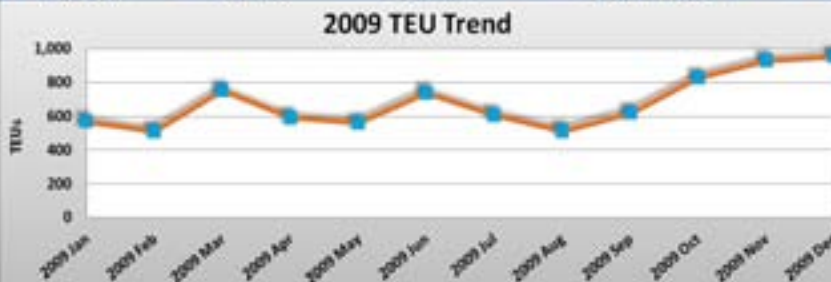
- Jci Jones Chemical
- Perry Supply
- Gimi Products
- Rottneros S. Cement It

#### Top Carrier Partners

- SISJ - Somers Isles Shipping
- SMLU - Seaboard Marine
- SOPH - South Pacific Shipping Company
- COMK - Ma Co Spa
- SGNV - Seatrade Group N V

### #36 - Fort Pierce, FL

2009 TEU	2008 TEU	TEU Change	2009 Value <sup>2</sup>	2008 Value	# of Bills of Lading
8,156	6,146	32.7%	\$4,711,364	\$20,845,098	837



#### Top Five Products by Containerized Value

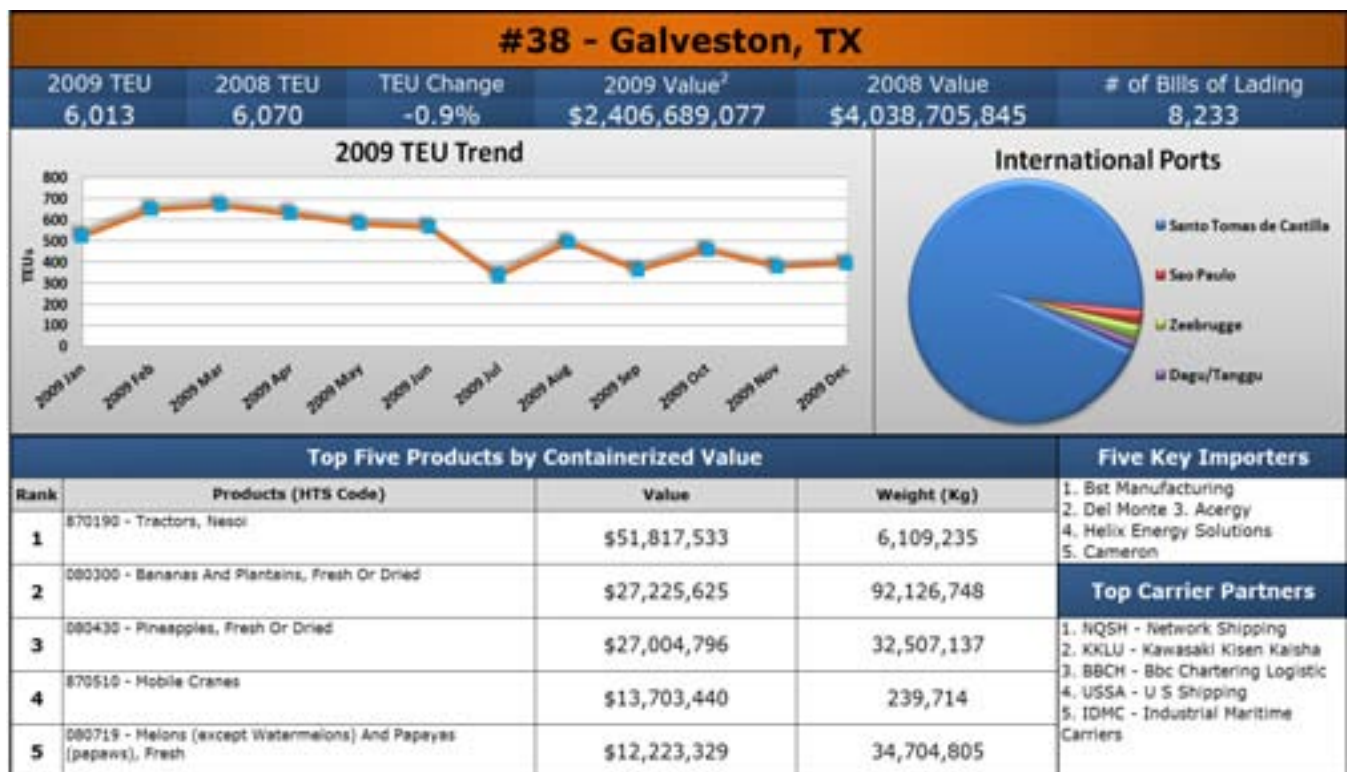
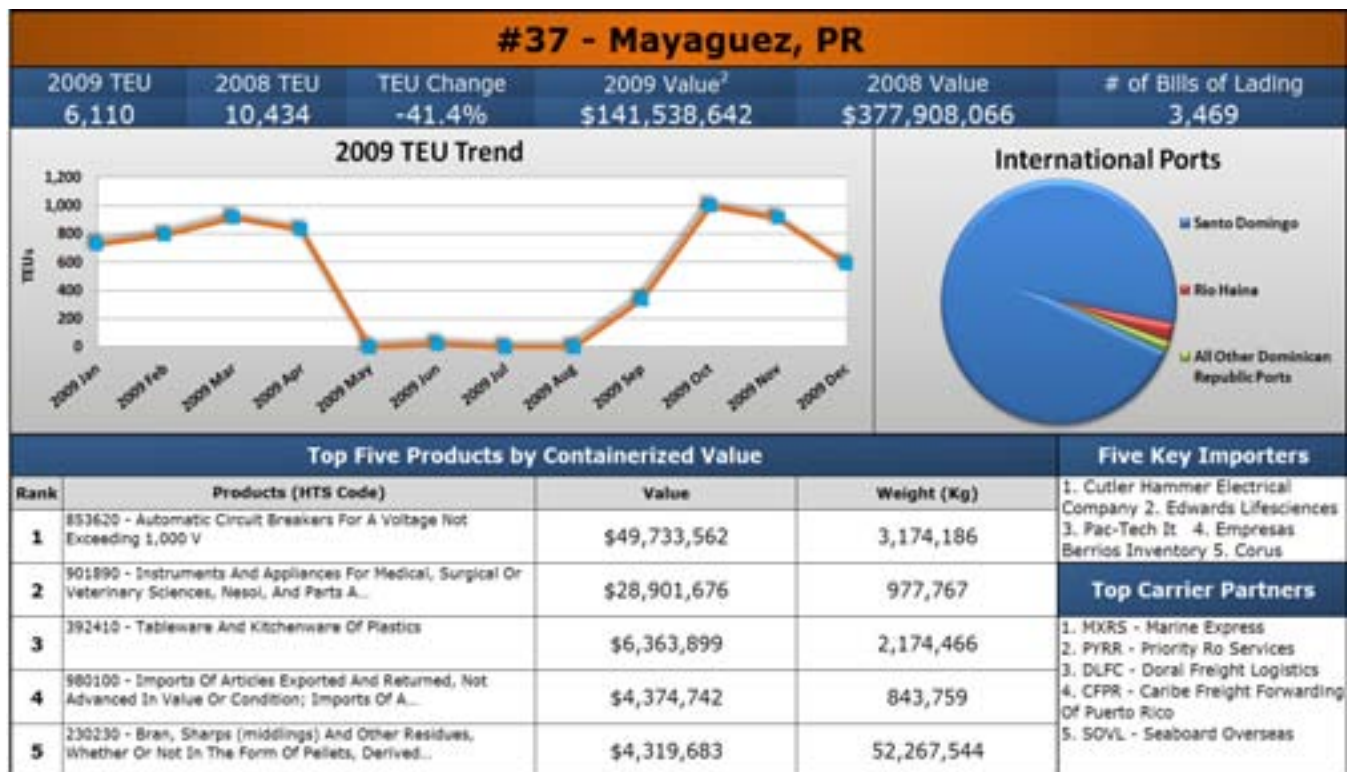
Rank	Products (HTS Code)	Value	Weight (Kg)
1	980100 - Imports Of Articles Exported And Returned, Not Advanced In Value Or Condition; Imports Of A...	\$869,018	186,252
2	271099 - Waste Oils, Nesoil	\$120,000	86,411
3	250590 - Sands, Natural, Except Metal Bearing Or Silica Or Quartz Sands	\$90,000	2,560,868
4	843149 - Parts And Attachments, Nesoil, For Derricks, Cranes, Self-propelled Bulldozers, Graders Etc...	\$38,089	3,503
5	401220 - Used Pneumatic Tires, Of Rubber	\$35,500	13,609

#### Five Key Importers

- Praxair Distributors
- Cliff Berry
- Greenshields Cowie
- Scott's Groves S. Fabrico

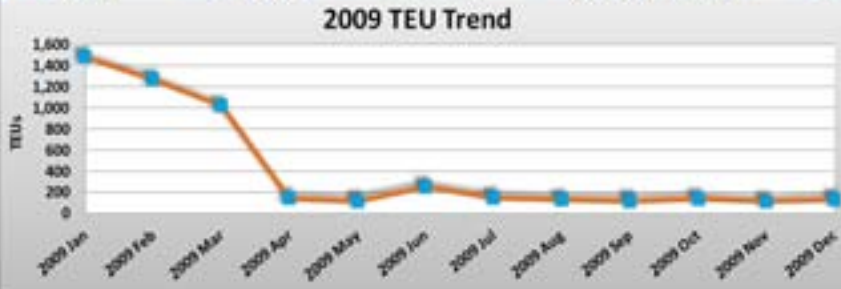
#### Top Carrier Partners

- CSGY - Coastal Stevedoring Company
- CTRL - Caribbean Transport Line Usa
- MCUC - McCulley Marine Services



### #39 - Richmond-Petersburg, VA

2009 TEU	2008 TEU	TEU Change	2009 Value <sup>2</sup>	2008 Value	# of Bills of Lading
5,110	23,836	-78.6%	\$232,701,934	\$1,189,713,312	1,815



#### Top Five Products by Containerized Value


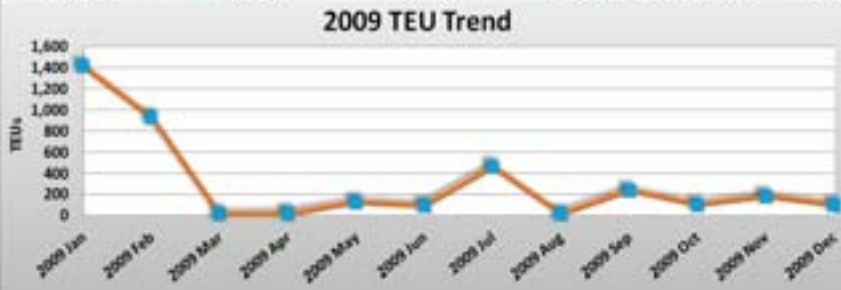
Rank	Products (HTS Code)	Value	Weight (Kg)
1	030429 - Fish Fillets, Frozen, Nesol	\$27,726,578	4,814,794
2	841191 - Parts Of Turbojets Or Turbopropellers	\$8,144,898	22,373
3	292229 - Amino-naphthols And Other Amino-phenols, Their Ethers And Esters, Not Containing More Than ...	\$7,647,730	2,003,800
4	300691 - Appliances Identifiable For Ostomy Use	\$7,461,177	127,632
5	841480 - Air Pumps And Air Or Other Gas Compressors, Nesol; Ventilating Or Recycling Hoods Incorpora...	\$6,507,894	461,094

#### Five Key Importers

1. Armstrong Industries
2. Pure Distribution
3. Icelandic Water
4. Mallinckrodt S. Eimskip
Top Carrier Partners
1. ILLU - Independent Container Line
2. EIMU - H F Eimskipafelag Island
3. EXDO - Expeditors International Of Washington
4. UEUR - Ups Europe Sa
5. DMAL - Danmar Lines

### #40 - Anchorage, AK

2009 TEU	2008 TEU	TEU Change	2009 Value <sup>2</sup>	2008 Value	# of Bills of Lading
3,623	3,345	8.3%	\$23,923,152,520	\$32,135,746,403	1,958



#### Top Five Products by Containerized Value

Rank	Products (HTS Code)	Value	Weight (Kg)
1	732611 - Grinding Balls And Similar Articles For Mills, Forged Or Stamped, But Not Further Worked, O...	\$3,764,406	3,234,645
2	441012 - Oriented Strand Board (osb), Of Wood	\$1,605,452	6,531,451
3	440710 - Coniferous Wood Sawn Or Chipped Lengthwise, Sliced Or Peeled, Whether Or Not Planed, Etc., ...	\$1,545,136	4,576,531
4	310420 - Potassium Chloride	\$1,375,294	2,996,578
5	210690 - Food Preparations Nesol	\$977,850	853,292

#### Five Key Importers

1. Seafreeze
2. Roquette
3. Harbor Cold Storage
4. International Marine Industries
5. Blue North Fisheries
Top Carrier Partners
1. APLU - Apl Co Pte Group
2. MAEU - Maersk Line
3. CHAN - Conti Mar
4. TOPO - Topocean Consolidation Service Los Angeles
5. AMAW - Apex Shipping

### #41 - Lake Charles, LA

2009 TEU	2008 TEU	TEU Change	2009 Value <sup>2</sup>	2008 Value	# of Bills of Lading
2,785	4,051	-31.2%	\$8,186,661,404	\$12,762,478,582	1,871



#### Top Five Products by Containerized Value

Rank	Products (HTS Code)	Value	Weight (Kg)
1	470329 - Chemical Woodpulp, Soda Or Sulfate, Other Than Dissolving Grades, Sembleached Or Bleached,...	\$18,594,584	25,611,314
2	760120 - Aluminum Alloys, Unwrought	\$8,094,408	4,340,854
3	841940 - Distilling Or Rectifying Plant	\$5,160,246	33,019
4	261400 - Titanium Ores And Concentrates	\$4,309,096	3,020,100
5	760110 - Aluminum, Not Alloyed, Unwrought	\$4,273,869	3,050,802

#### Five Key Importers

1. Louisiana Green Fuels
2. Diamond Offshore
3. Firestone Natural Rubber
4. Acergy 5. Universal Forest

#### Top Carrier Partners

1. ACOA - America Cargo Transport Corp
2. SLFI - Sealift
3. LCMU - L C Marine

### #42 - Chicago, IL

2009 TEU	2008 TEU	TEU Change	2009 Value <sup>2</sup>	2008 Value	# of Bills of Lading
2,383	1,783	33.6%	\$70,919,214,718	\$92,698,146,118	3,753



#### Top Five Products by Containerized Value

Rank	Products (HTS Code)	Value	Weight (Kg)
1	850231 - Generating Sets, Electric, Wind-powered	\$111,436,398	16,738,807
2	870899 - Parts And Accessories For Motor Vehicles, Nesiol	\$9,272,500	826,837
3	722830 - Bars And Rods Of Alloy Steel (other Than Stainless), Hot-worked, Nesiol	\$5,415,210	5,215,150
4	841391 - Parts Of Pumps For Liquids	\$5,060,133	119,408
5	848190 - Parts For Taps, Cocks, Valves And Similar Appliances For Pipes, Vats Or The Like, Including...	\$4,814,509	86,525


#### Five Key Importers

1. Tech Trade International
2. Dimplex
3. Vestas
4. Sung In America 5. Dragotec

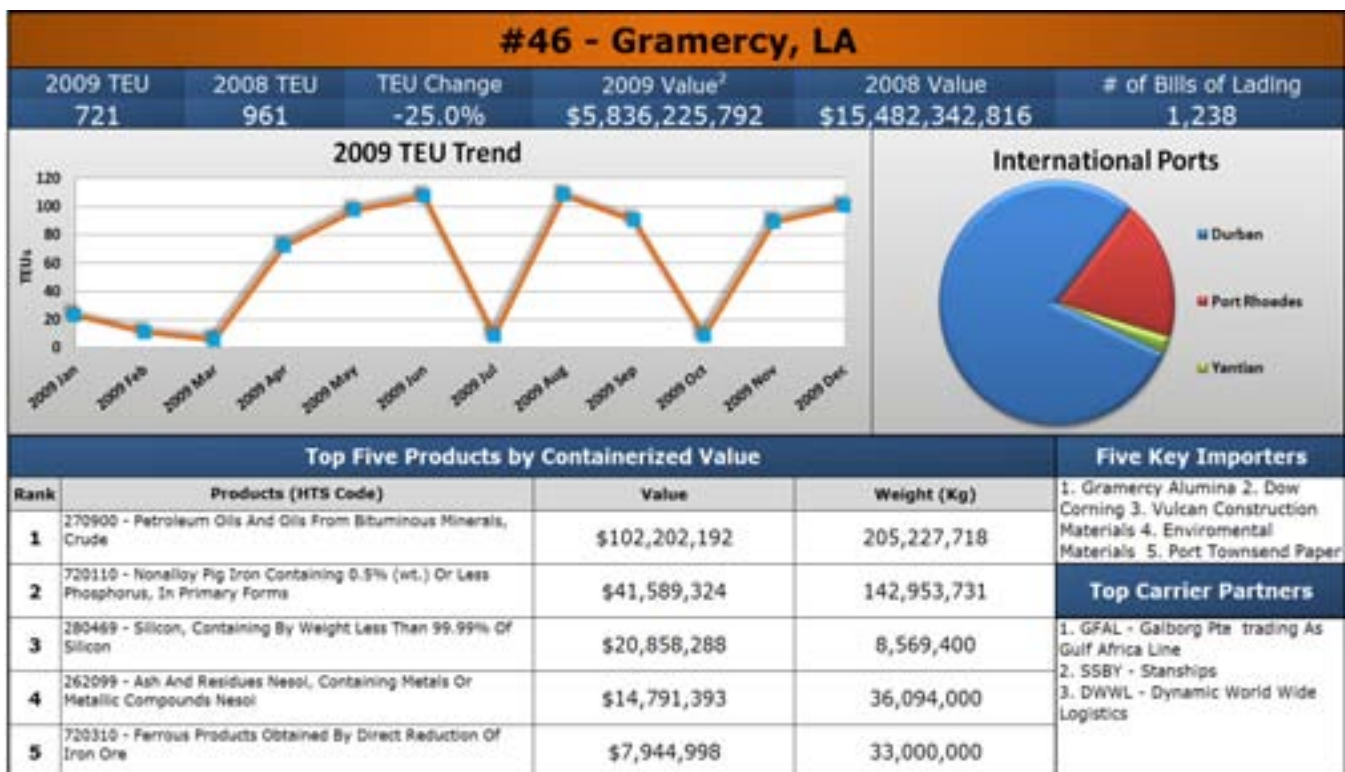
  

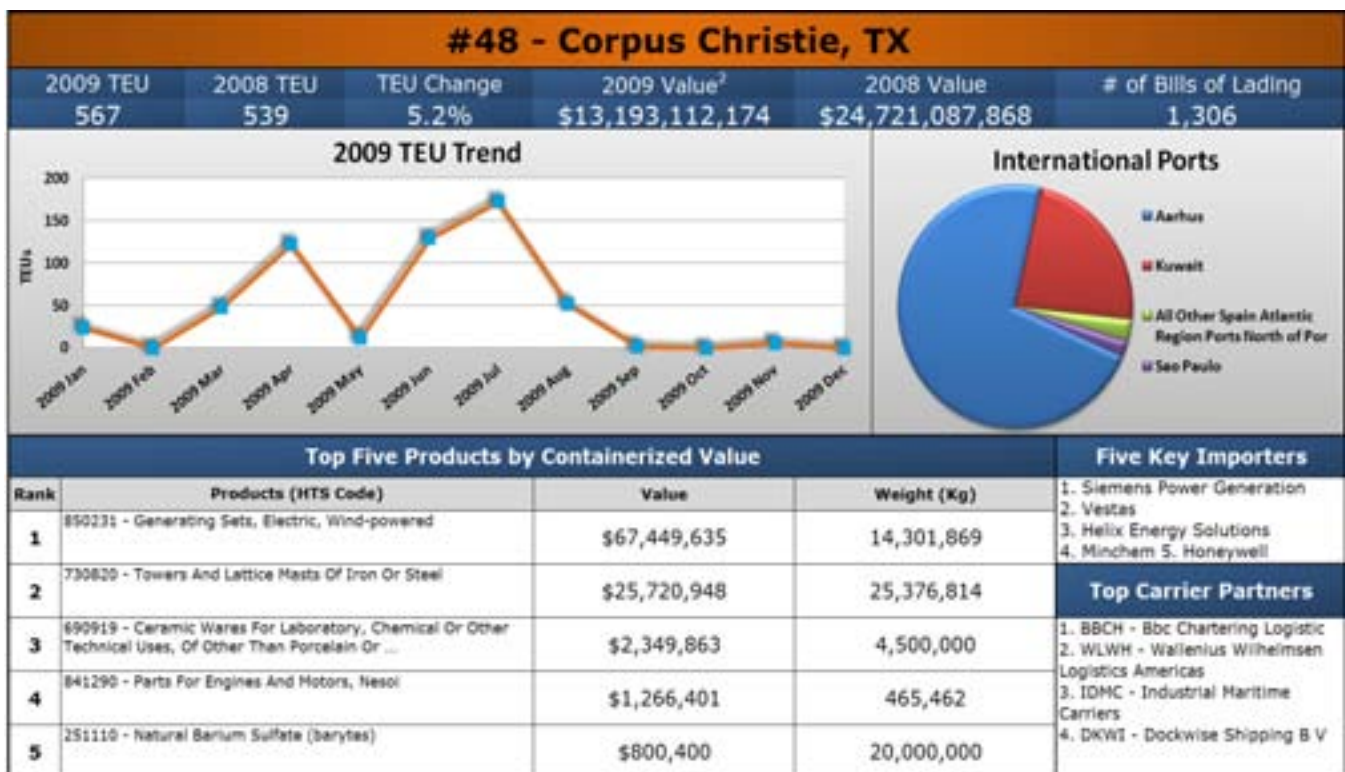
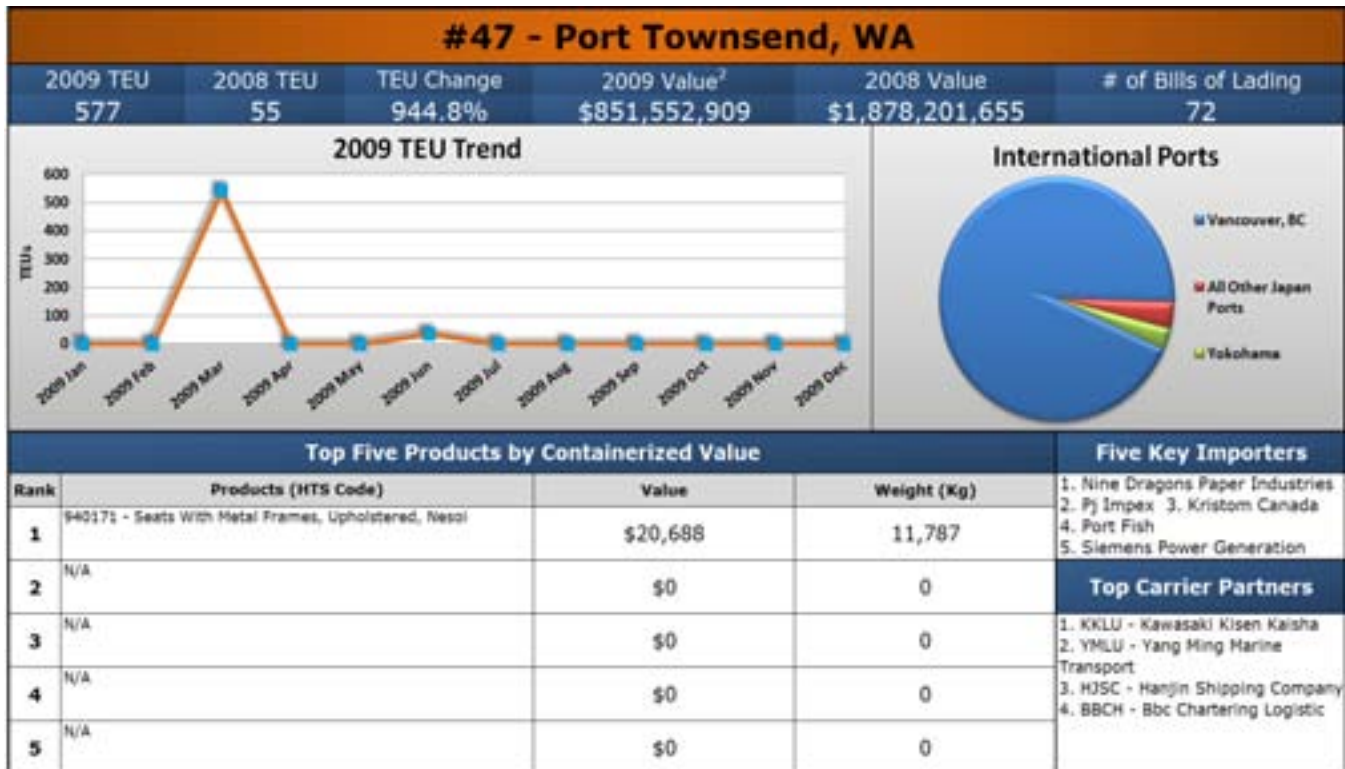
#### Top Carrier Partners

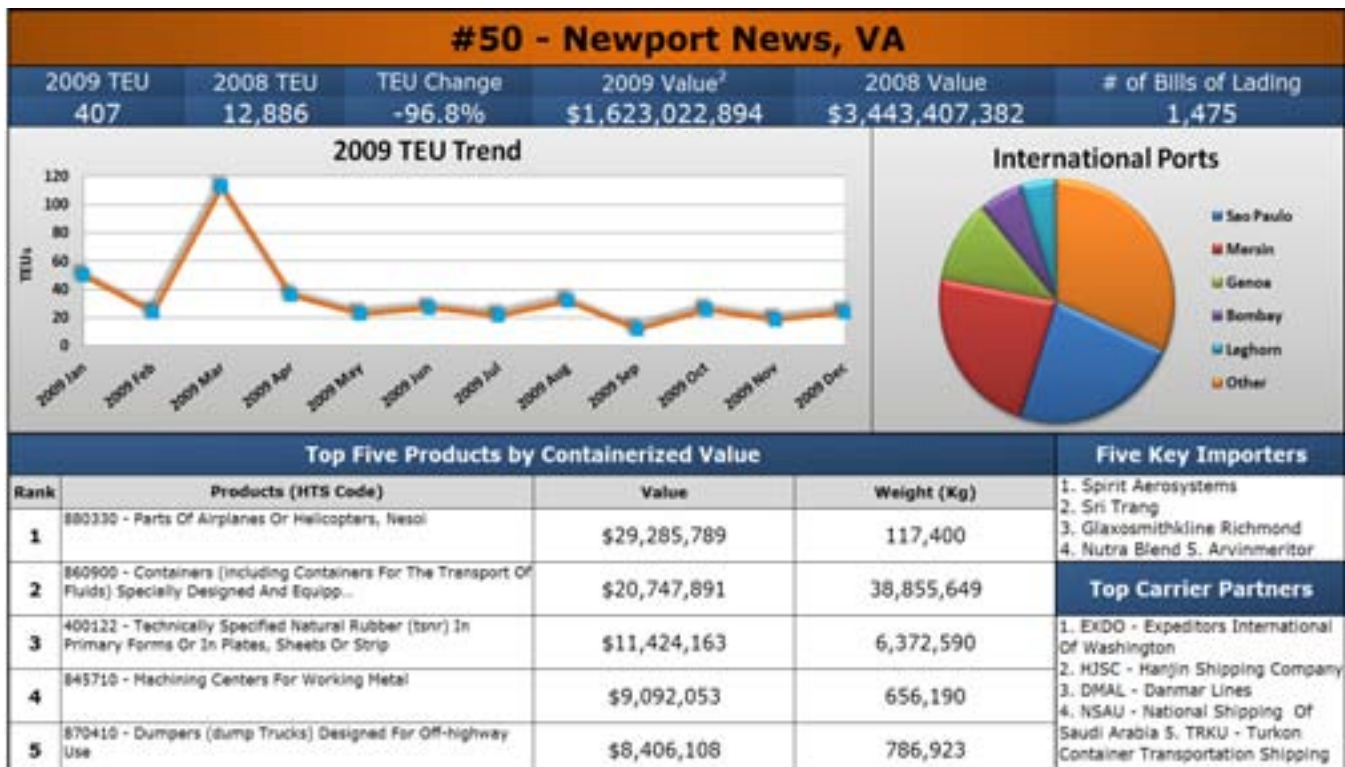
1. SKPO - Suntek America
2. DMAL - Danmar Lines
3. UCHI - United Cargo Management
4. CROI - Carotrans International
5. CEVV - Ceva Ocean Line Nvcc











## ***About Zepol:***

At Zepol, we provide innovative, online trade databases that generate real competitive advantages for businesses. With our products, Trade**IQ**<sup>™</sup> and Trade**View**<sup>™</sup>, subscribers have access to vital trade data, developed entirely from U.S. government sources that offer insights into:

- [Competitive activity](#)
- [Potential sales leads](#)
- [Supplier sourcing](#)
- [Market trends and analysis](#)
- [Legal and brand protection](#)

Subscribers, in turn, use our databases to create smarter business strategies, new sales leads, and tactical market advantages.

[TradeIQ](#)<sup>™</sup> - Subscribers can access millions of U.S. import shipments from over 200 countries, delivered via a user-friendly online database that makes finding the information you want easy. Analyze import shipments into the United States by searching Bill of Lading data and find the most up-to-date containerized shipment data easily.

[TradeView](#)<sup>™</sup> - Using trade data released by the U.S. Census Bureau's Foreign Trade Division, subscribers use the most effective tool for analyzing U.S. imports and exports. Examine total imports and exports for products, ports, customs districts, and transportation types by U.S. dollar value, searching all trade activity.

Our company is a privately held corporation based in Minneapolis, Minnesota. Co-founders Paul Rasmussen and Jeff Wilson launched Zepol in 2002, using their extensive data warehousing, product development, and marketing backgrounds to bring a new solution to the international trade data industry.



## ***For Subscription Information:***

Please visit [www.zepol.com](http://www.zepol.com) and request a demonstration or free trial to one of our tools.

### **Zepol Global Headquarters**

7455 France Avenue South, #409  
Edina, MN 55435-4702  
United States  
Phone: 612.435.2191  
Fax: 612.435.2196  
Sales: [info@zepol.com](mailto:info@zepol.com)  
Support: [support@zepol.com](mailto:support@zepol.com)  
Careers: [careers@zepol.com](mailto:careers@zepol.com)

### **Zepol New York**

1324 Lexington Avenue, #307  
New York, NY 10128-1145  
United States  
Phone: 917.671.6275

### **Media members, please contact:**

Kevin Palmstein  
Zepol Corporation  
[media@zepol.com](mailto:media@zepol.com)  
612.435.2194